

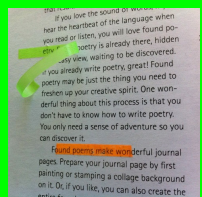



Assistive Technology for Reading

Looking for ideas to help your students with some assistive technology?

Below are some of the many examples that you can use in your classroom! These can also be used for different aspects of reading besides the category it is currently under.

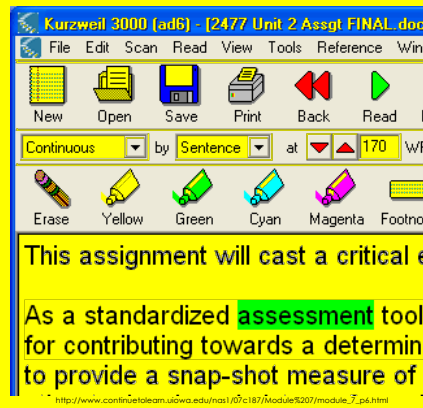
	Phonics & Phonemic Awareness	Fluency	Comprehension	Vocabulary
<p>Low Tech: No power source needed</p>	<p>Hand Held Magnifier can help students to magnify a sound so that they can break it down to see the individual letters and/or sounds</p>  <p>Magnetic Letters can help the students look at the letters that make up a word, physically manipulative the letters and help to focus on the sounds that are in a word</p>	<p>Tracking Aids (i.e. tracking window) can help your student not lose their place while reading</p> <p>Large Print Books can help students to see access the text in an appropriate way</p> <p>Book Holder/Page Holder can help to hold any book or page at a reasonable angle for a student</p>  <p>www.pageupstore.com</p>	<p>Highlighting Tape can help to have students highlight important pieces of texts</p>  <p>Sticky Notes can allow the student to jot down important notes about what they are reading</p>	<p>Index Cards can give students the opportunity to write words and definitions. Teachers can even color code these words for students.</p>  <p>http://www.pascon.com</p> <p>Highlighters can allow students to highlight unfamiliar words (and even help with comprehension as well)</p>

Mid Tech:
Battery source needed

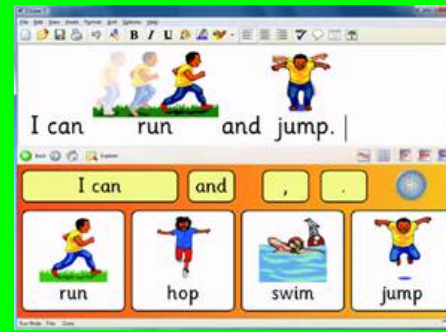
Starfall website provides phonemic awareness and phonic activities for students to practice



Alternate Text through scan/read program can help students to see access the text in an appropriate way (i.e. change appearance, slow speed)



Audio Text can help students to listen to stories that model good fluency



Clicker 5 gives the student the ability to watch video clips to enhance background knowledge as well give students multiple ways to show understanding of the stories (i.e. record or write sentences)

Electronic Dictionaries can help students to access definitions to unfamiliar words



ClozePro v.2 teachers can create customizable Cloze passages for students to gain more vocabulary

High Tech:
Power source & memory needed

Lexia program where students can work on their phonic and phonemic awareness through the individualize program that they have tested into. It tracks student progress throughout the program

Fast ForWord program is designed to help train the student's brain to recognize sounds faster through various activities.



<https://neuropian.co/fast-forward-free-trial/>




Read Naturally software give students the opportunity to do cold reads, practice the text, and even gives comprehension activities

Individualized iPad with various reading apps where students can have their own individualized reading instruction on their iPad. Teachers can use these apps for more than reading comprehension but for all areas



<http://www.near-finalcommunication.co.uk/learning-with-ipad-app-development/>



<http://alspealed.com/forums/assive-technology-aac/clicker-5-reviews-10.html>

Clicker 5 give the teachers the ability to create the words that the students will learn in a variety of ways